

**Date 6<sup>th</sup> May**

**KINDY Week 2 - WEDNESDAY**

**Morning Fitness**

Dance and movement. These are the links to four of our favourite movement songs that we learnt in Term 1. Have a go at all four. I am sure your family will enjoy joining in.

The songs will change every two weeks.

Touch the Stars <https://www.youtube.com/watch?v=UlaUoKRE4vc>

Hearty Fun <https://www.youtube.com/watch?v=GzvJhCBH80U>

Shake your sillies out [https://www.youtube.com/watch?v=NwT5oX\\_mqS0](https://www.youtube.com/watch?v=NwT5oX_mqS0)

Lulu's Shake Break <https://www.youtube.com/watch?v=CXUCyh2MigA>

Feel free to complete a physical activity outside during this time if you do not wish to complete the dance and movement. This session goes for about 10/15 minutes. The motor skills home ideas grid has some ideas for gross motor activities. This is in your resource pack.

**Morning Greeting**

Check your email for your daily video message.

**Literacy**

**Talk for Writing**

**1. Make the nursery rhyme dice.** Roll the dice three time and recite the nursery rhymes.

**Nursery Rhyme Focus:** Baa Baa Black Sheep

Recite the poem. Discuss what happens first, second, third etc. Discuss what a Master is and a Dame?

**Activity:** Sequencing the nursery rhyme.

Colour the pictures before cutting them out. Sequence the pictures so they are in the correct order.

Recite the rhyme to as many people as you can. We will be completing a text innovation activity on this rhyme next week.

**Literacy home ideas grid is available in the resource pack if you would like any supplementary activities.**

*Investigations- Child initiated play. Talk to your child about the play they are engaging in. Ask questions, model play and rich vocabulary.*

**Recess**

**Prewriting – Peggy Lego:** Sing the song Open Shut Them or another finger action rhyme to get your hands warm and ready for activities. Practice the Peggy Lego movements on a whiteboard. Choose 1 activity to complete from the prewriting package in your student activity pack.

### **Name writing:**

Complete your name writing activity. This is in your resource pack and will be completed at this time each day.

**Fine Motor Activity:** Complete 1 cutting skills activity each day. These can be found in the student activity pack. Then choose an activity from the home ideas motor learning grid focusing on fine motor skills. This is in your resource pack.

*Investigations- Child initiated play. Talk to your child about the play they are engaging in. Ask questions, model play and rich vocabulary.*

### **Lunch**

#### **Post break activity**


Story Retell Program – This is the book we have been borrowing from the library with the questions. This book is the same book you will use for Weeks 1 and 2. This process started last Tuesday. See Tuesday 28<sup>th</sup> April plan if you require further information.

### **Numeracy**

**Numeracy Review PowerPoint** (Check your email)

**Activity: Focus - One to one counting** You will need playdough and the laminated number flash cards that are in the resource pack.

Place the numbers cards in a pile with the number facing down wards. Turn the card over. Make the quantity of balls needed. Place them in a line. Count out loud, touching each object once as you do. Repeat by turning another card over. You could have a race and see who can make the correct quantity first with a sibling or adult. Another idea is, you could both turn over a card, make your quantity and then discuss who has the most/least.



**Numeracy home ideas grid is available in the resource pack if you would like any supplementary activities.**

*Investigations- Child initiated play. Talk to your child about the play they are engaging in. Ask questions, model play and rich vocabulary.*

### **Afternoon Break**



### **Integrated Curriculum**

**Activity: Mother's Day Gift** – These activities are prepared in student activity pack.

Mobile: Decorate the hearts. You can use what you have available. Paint, collage materials or crayons/textas/pencils. Get an adult to help you attach them to each string to make a lovely nature inspired mobile that I am sure your Mum will love!



Necklace: Thread the beads onto the string to make a necklace for Mum.

Put these away in a safe place and give it to your Mum, along with the card, painting/drawing and necklace this Sunday to celebrate Mother's Day.

**Home ideas learning grids are in your child's resource pack if you would like to complete any supplementary activities.**

*Investigations- Child initiated play. Talk to your child about the play they are engaging in. Ask questions, model play and rich vocabulary.*

# Baa Baa Black Sheep Sequencing Activity


1.

And one for the Dame,




2.

And one for the little boy,  
Who lives down the lane.



3.

Baa, baa, black sheep,  
Have you any wool?  
"Yes sir, yes sir, three bags full!"



4.

One for the Master,

